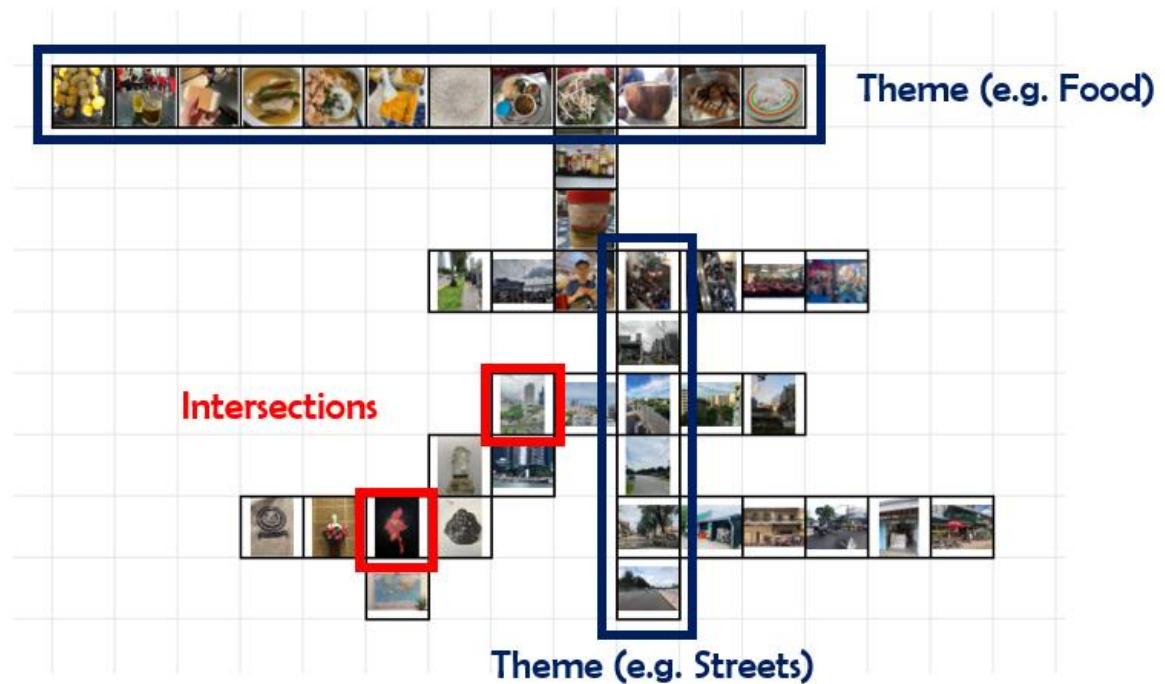


Instructions

The crossword explores creative ways of picturing ASEAN as a region through participatory photography. Unlike traditional crosswords, participants are invited to fill in the crossword with their own photographs.

Through the photographs, we would like to know how you picture ASEAN as a region. Each row and column in the crossword represents a theme while a common link between themes is represented by an intersection.



Filling in the crossword

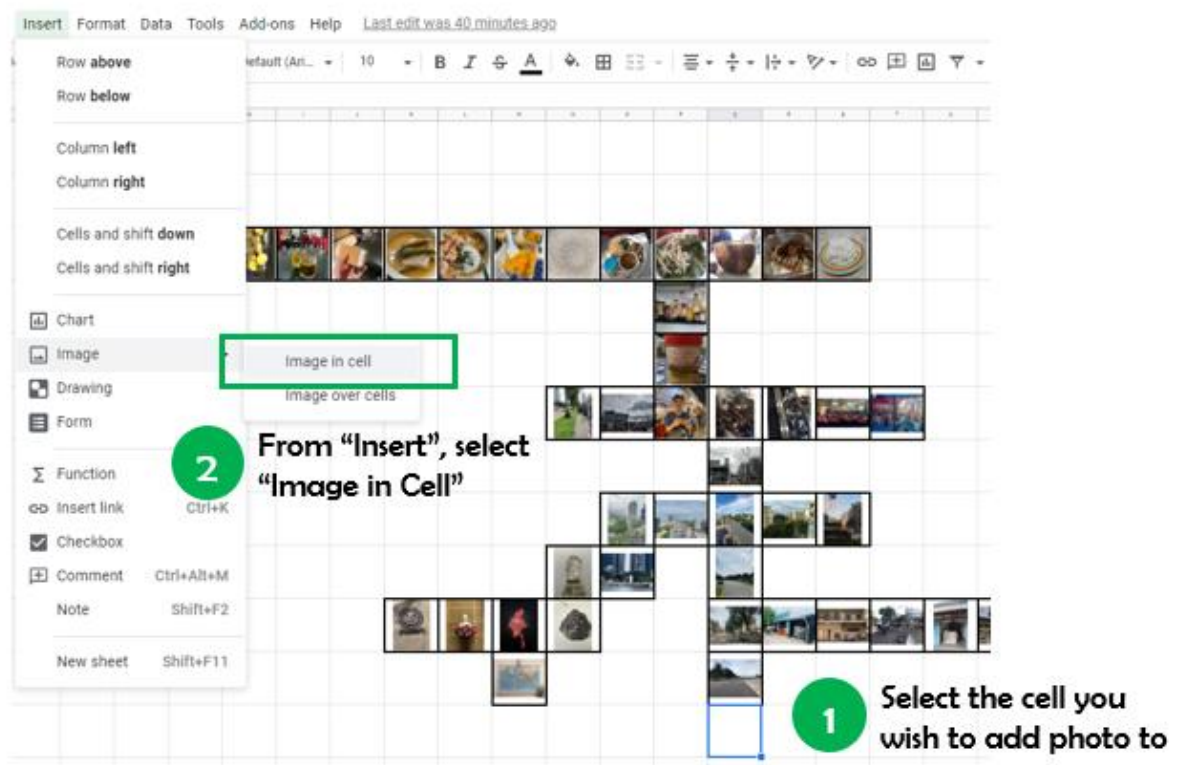
Please sign in to your Google account in order to upload photographs. Alternatively, you may choose to comment anonymously.

1. Think of how you feel about ASEAN, and whether you have any photos which best describes how you feel. These photos can express your opinions; explore new ideas, reservations, doubts about the ASEAN identity.

If you are unsure of what images to insert, here are some guiding points to help you get started:

- How do you perceive ASEAN?
- What are your experiences with ASEAN?
- The nuances of everyday life living in ASEAN

2. Look at the crossword and identify if any photos share a similar theme with what you have in mind. If yes, add your image to that row/column! If no, proceed to step 3.



Insert: Format Data Tools Add-ons Help Last edit was 40 minutes ago

Row above
Row below

Column left
Column right

Cells and shift down
Cells and shift right

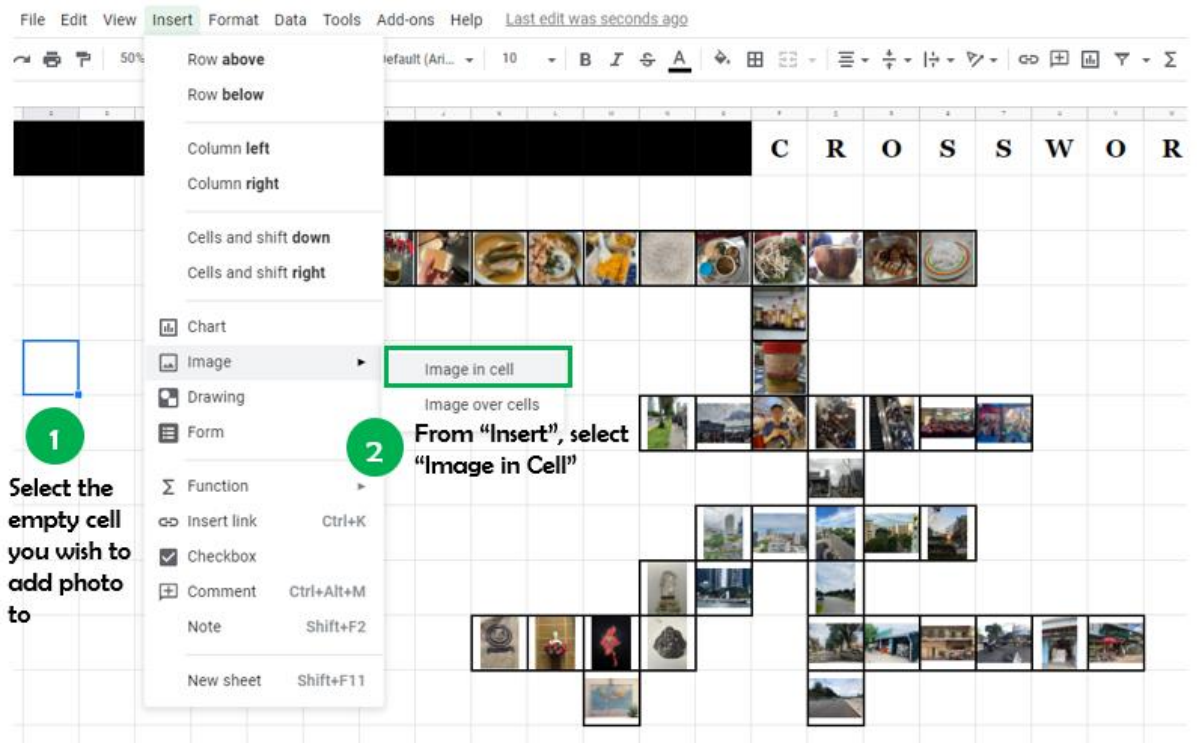
Chart
Image
Drawing
Form

Function
Insert link
Checkbox
Comment
Note
New sheet

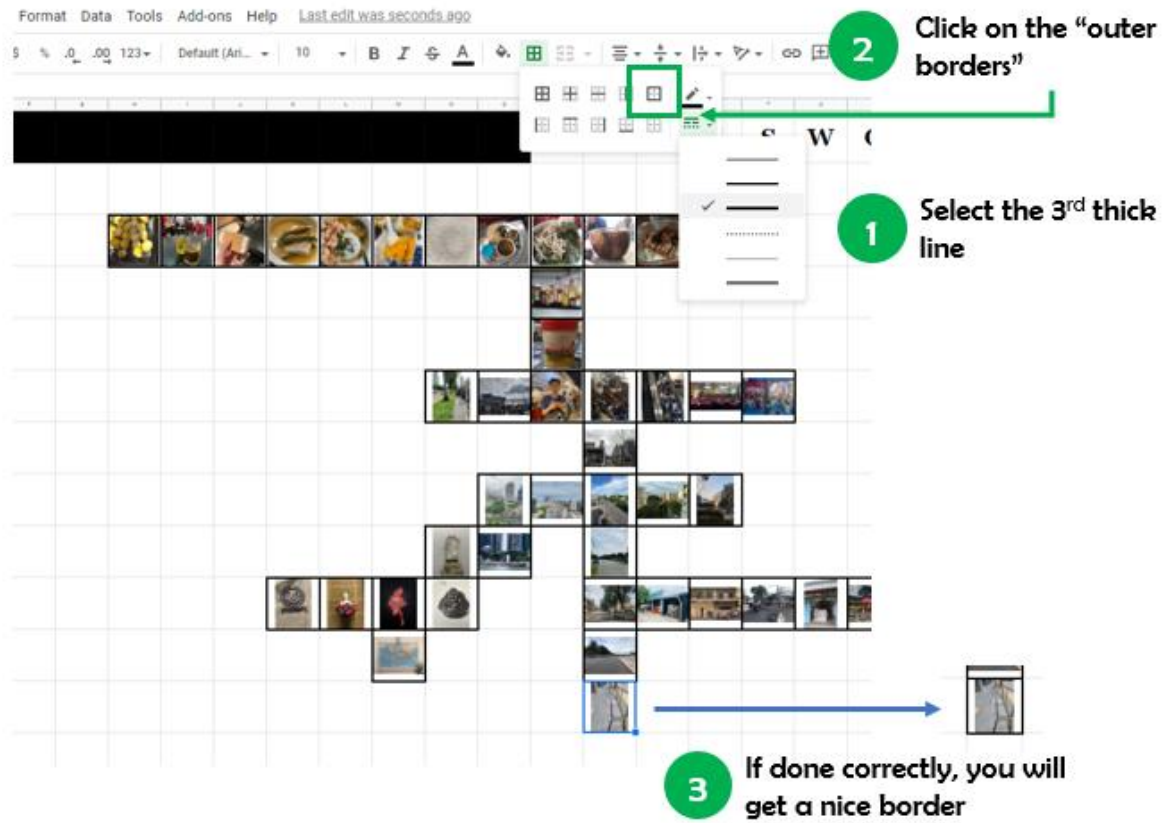
From "Insert", select "Image in Cell"

1 Select the cell you wish to add photo to

3. If all the rows/columns do not share a similar theme with what you have in mind, find an empty spot in the crossword and insert your image there. Alternatively, if you think it's appropriate, feel free to start a new crossword on the next sheet!



4. Lastly, please add a border around the photo(s) which you have uploaded! This would make the crossword look more organised.

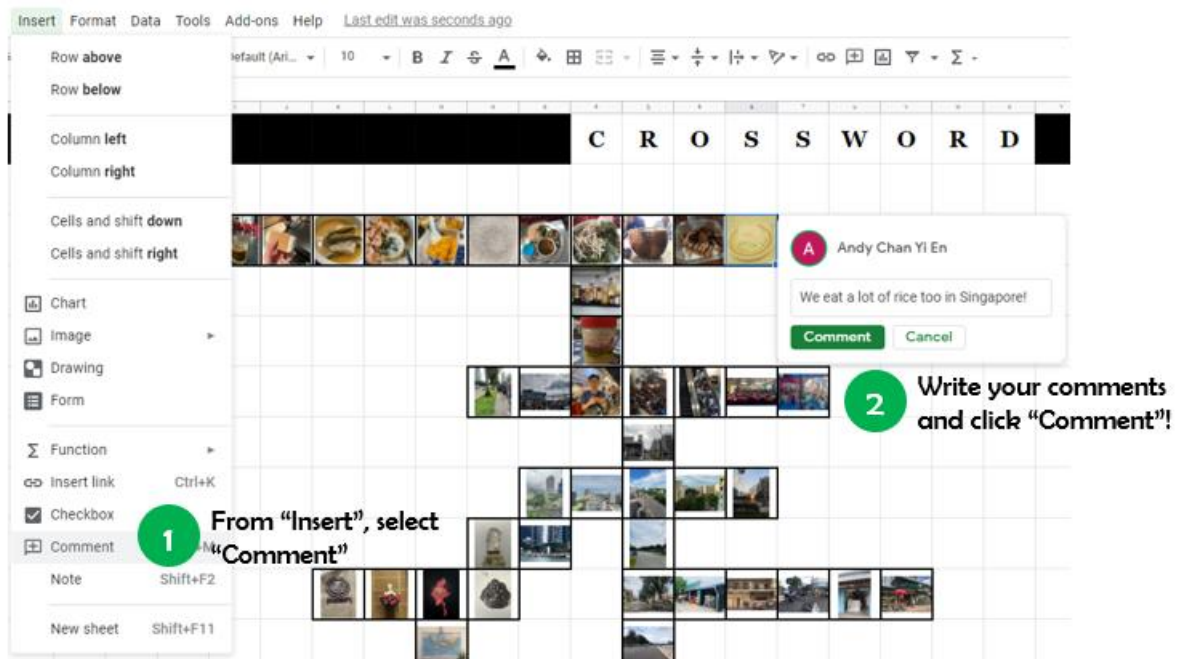


Interacting with the crossword

1) Commenting

You are strongly encouraged to leave comments on your own photo(s) and on other participants' photo(s). You may write how you feel or what are some thoughts you had.

Add new comment

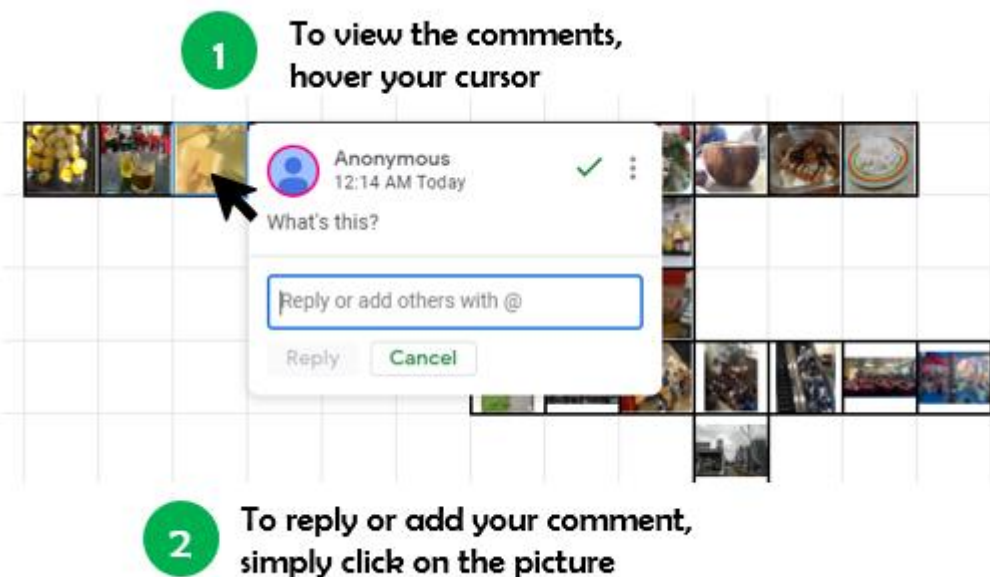


The screenshot shows a crossword puzzle grid with the word "CROSSWORD" filled in. A comment box is open over a photo of a bowl of rice. The comment box contains the text "We eat a lot of rice too in Singapore!" and buttons for "Comment" and "Cancel". A green circle with the number "1" points to the "Comment" option in the "Insert" menu. A second green circle with the number "2" points to the "Comment" button in the comment box.

1 From "Insert", select "Comment"

2 Write your comments and click "Comment"!

To view or reply



The screenshot shows a crossword puzzle grid with a comment box open over a photo of a bowl of rice. The comment box contains the text "What's this?" and a text input field with the placeholder "Reply or add others with @". There are buttons for "Reply" and "Cancel". A green circle with the number "1" points to the comment box. A second green circle with the number "2" points to the photo.

1 To view the comments, hover your cursor

2 To reply or add your comment, simply click on the picture

2) Moving images

If there are photos which you feel do not belong to a certain theme, you may wish to shift them. For instance, if the whole row seems to be on “food” but there is a photo of a bird in the said row, feel free to move the photo with the bird to another row.

